
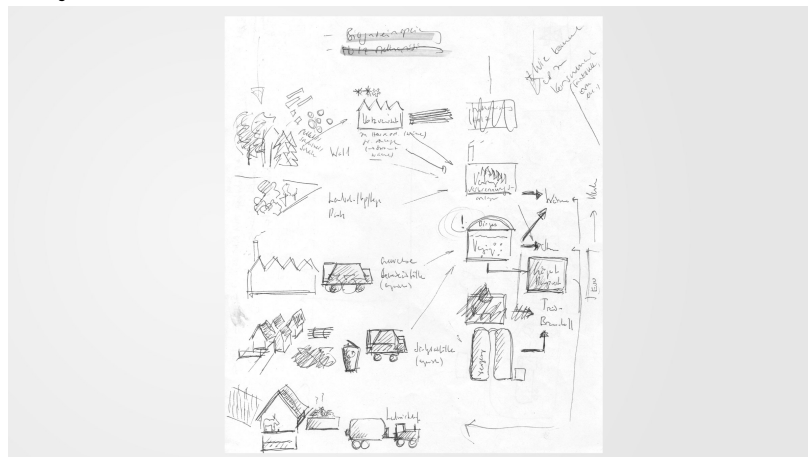


# Illustrated infographics



**We combine the advantages of infographics and illustration techniques to create intuitive visualizations and unique identities that are both original and engaging.**

Working together with content specialists and our clients, we use illustration to refine infographics and give processes and relationships a more distinctive face and a more compelling story.



Based on the draft sketch ...

## Client

Swiss Federal Office of Energy (SFOE)

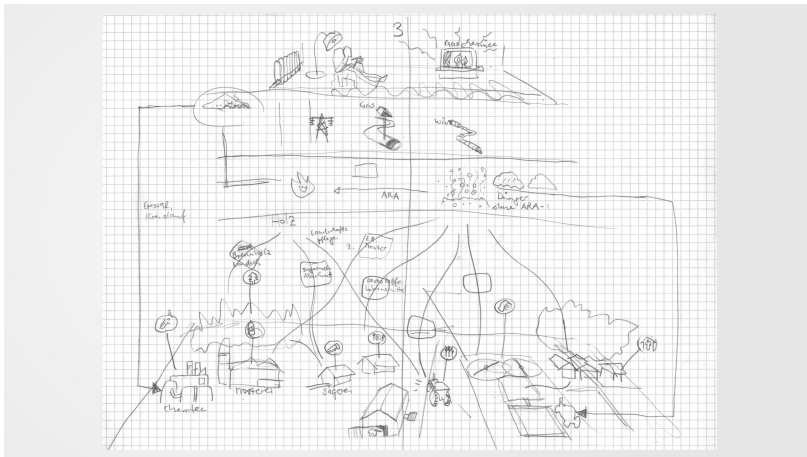
## Facts

Period 2016 - 2017

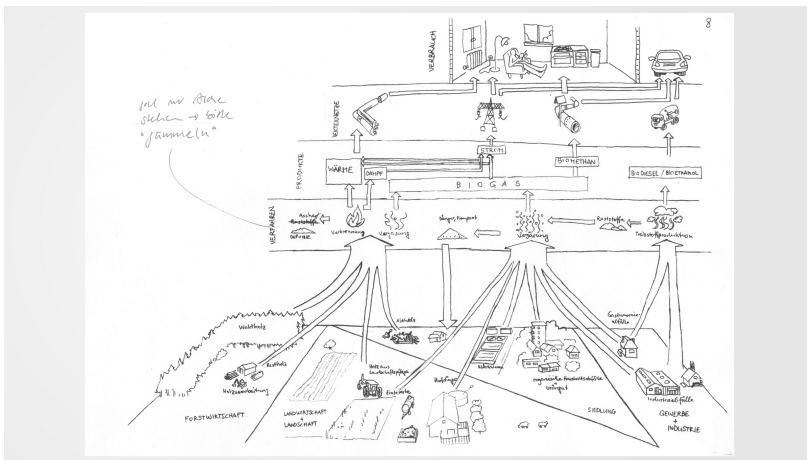
Project Country Switzerland

## Contact persons

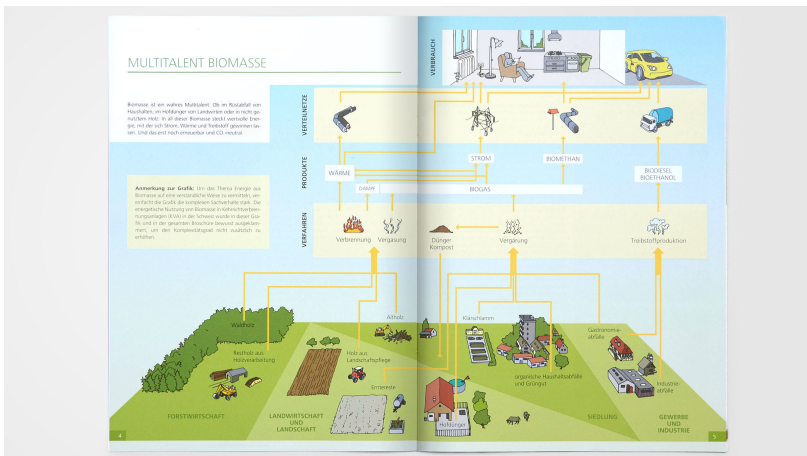
Cornelia Büttner  
[cornelia.buettner@ebp.ch](mailto:cornelia.buettner@ebp.ch)



... we arrange the content of the infographic with a creative eye.



The intention is to make relationships more readily identifiable, without over-simplifying the content.



Experts on the topic in question support the process, which results in a congruent graphic that is both aesthetic as well as informative.